

600 SERIES

GENERAL PURPOSE



Operating Parameters

MEDIA	PRESSURE *
Water, Air, Hydraulic Fluid	3,625 PSI
TEMPERATURE *	SPEED *
250° F	1,500 RPM
THREADS	MATERIAL
<ul style="list-style-type: none"> ■ 1/4" to 1" NPT or MT ■ BSP & BSPP Available 	Nickel Treated Carbon Steel Construction. Stainless Steel Models Also Available.
CONFIGURATION OPTIONS	
Mono Flow Configurations	* See Performance Charts For Details

Features & Benefits

Two Configurations Offered

Either axial (straight through) nickel plated housing or radial (90 degree) inlet with aluminum housing for maximum flexibility.

Wide Range Of Sizes

Available in sizes from 1/4" to 1" NPT & MT.

High Speeds

Suitable for speeds up to 1,500 RPM.

Bi-Directional Rotation

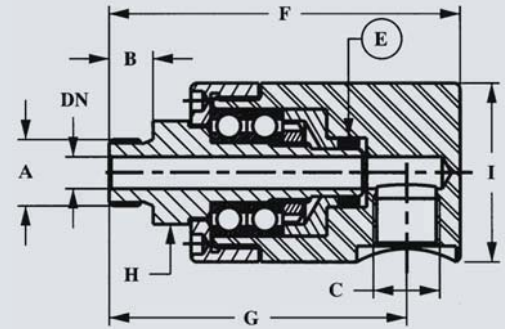
The 600 Series is equipped with a GR seal design that allows bi-directional rotation.

600 SERIES ROTARY UNIONS

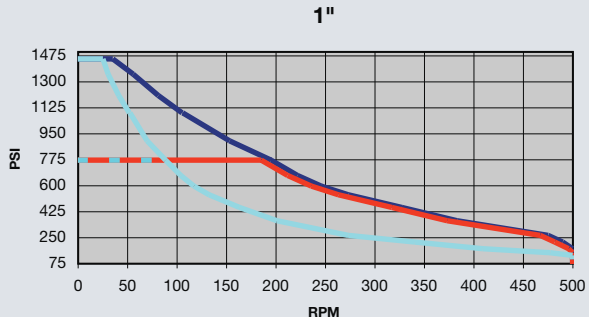
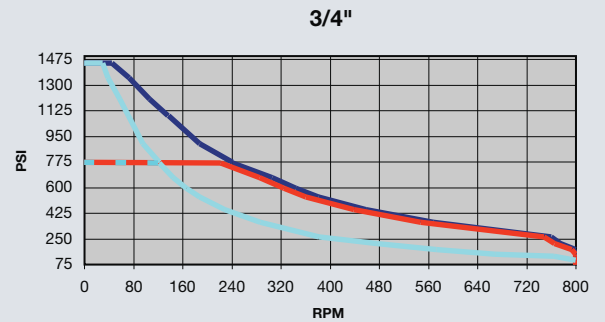
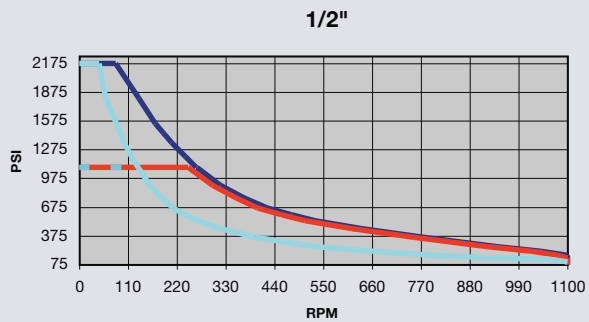
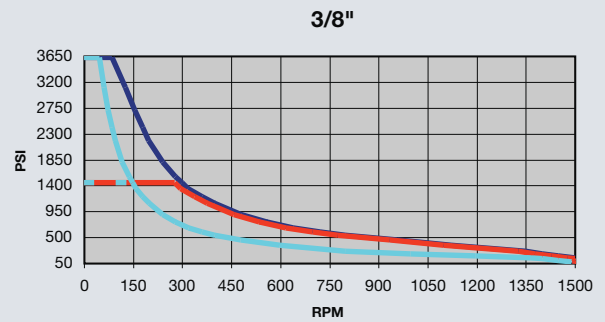
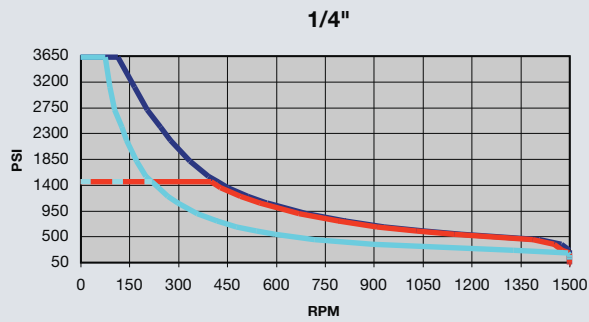
PART NUMBERS	Nominal Pipe Size	Shaft Thread (A)	Axial Inlet				Radial Inlet			
			Right Hand Thread		Left Hand Thread		Right Hand Thread		Left Hand Thread	
			Part Number	Description	Part Number	Description	Part Number	Description	Part Number	Description
1/4	1/4 NPT	770363C	R613JKANPT	770362C	L613JKANPT	770383C	R713JKRNPT	770382C	L713JKRNPT	
	5/8-18 UNF	770365C	R613MKAUNF	770364C	L613MKAUNF	770385C	R713MKRUNF	770384C	L713MKRUNF	
3/8	3/8 NPT	770367C	R617JKANPT	770366C	L617JKANPT	770387C	R717JKRNPT	770386C	L717JKRNPT	
	5/8-18 UNF	770369C	R617MKAUNF	770368C	L617MKAUNF	770389C	R717MKRUNF	770388C	L717MKRUNF	
1/2	1/2 NPT	770371C	R621JKANPT	770370C	L621JKANPT	770391C	R721JKRNPT	770390C	L721JKRNPT	
	3/4-16 UNF	770373C	R621MKAUNF	770372C	L621MKAUNF	770393C	R721MKRUNF	770392C	L721MKRUNF	
3/4	3/4 NPT	770375C	R627JKANPT	770374C	L627JKANPT	770395C	R727JKRNPT	770394C	L727JKRNPT	
	3/4-16 UNF	770377C	R627MKAUNF	770376C	L627MKAUNF	770397C	R727MKRUNF	770396C	L727MKRUNF	
1	1 NPT	770379C	R634JKANPT	770378C	L634JKANPT	770399C	R734JKRNPT	770398C	L734JKRNPT	
	1-1/2-12 UNF	770381C	R634MKAUNF	770380C	L634MKAUNF	770401C	R734MKRUNF	770400C	L734MKRUNF	

600 SERIES AXIAL INLET (in.)									
DIMENSIONS	Nominal Pipe Size	Shaft Thread (A)	B	Inlet Thread C (NPT)	DN	Seal Design (E)	Overall Length (F)	Flats (H)	Outside Diameter (I)
	1/4	1/4 NPT	.47	1/4	.19	466787C	2.79	.74	1.49
		5/8-18 UNF							
	3/8	3/8 NPT	.43	3/8	.31	466789C	3.14	1.06	1.77
		5/8-18 UNF							
	1/2	1/2 NPT	.55	1/2	.51	466792C	4.05	1.25	2.36
		3/4-16 UNF							
	3/4	3/4 NPT	.70	3/4	.70	466794C	5.35	1.37	2.95
		3/4-16 UNF							
	1	1 NPT	.74	1	.86	466792C	6.41	1.73	3.70
1-1/2-12 UNF									

600 SERIES RADIAL INLET (in.)										
DIMENSIONS	Nominal Pipe Size	Shaft Thread (A)	B	Inlet Thread C (NPT)	DN	Seal Design (E)	Overall Length (F)	Radial Design (G)	Flats (H)	Outside Diameter (I)
	1/4	1/4 NPT	.47	1/4	.19	466787C	2.79	2.26	.74	1.49
		5/8-18 UNF								
	3/8	3/8 NPT	.43	3/8	.31	466789C	3.14	2.93	1.06	1.77
		5/8-18 UNF								
	1/2	1/2 NPT	.55	1/2	.51	466792C	4.05	3.48	1.25	2.36
		3/4-16 UNF								
	3/4	3/4 NPT	.70	3/4	.70	466794C	5.35	4.56	1.37	2.95
		3/4-16 UNF								
	1	1 NPT	.74	1	.86	466792C	6.41	5.35	1.73	3.70
1-1/2-12 UNF										



Performance Charts



Performance charts are for oil, grease or similar lubricating media. For media such as water or air, reduce the maximum recommended speed as follows:

- For water, multiply speed by 0.67
- For air, multiply speed by 0.33

Maximum recommended speeds are found on the horizontal axis.

- Steel Axial Connection
- Steel Radial Connection
- Stainless Steel
- Stainless Steel Radial Connection