

1900 SERIES

HIGH PRESSURE SWIVEL



Operating Parameters

MEDIA	PRESSURE*
Water, Air, Hydraulic Fluid	10,150 PSI
TEMPERATURE*	SPEED*
248° F	100 RPM
MATERIAL	THREADS
Nickel Plated Steel	1/4" to 3" NPT

* See Performance Charts For Details

Features & Benefits

Hydraulic Applications

High pressure swivel for use in hydraulic and pneumatic applications.

High Pressure

Designed for use in very high pressure applications up to 10,150 psi.

Corrosion Resistant

Standard models feature nickel plated carbon steel construction. Also available in all stainless steel.

GR Seal Technology

Equipped with a GR seal for superior sealing performance.

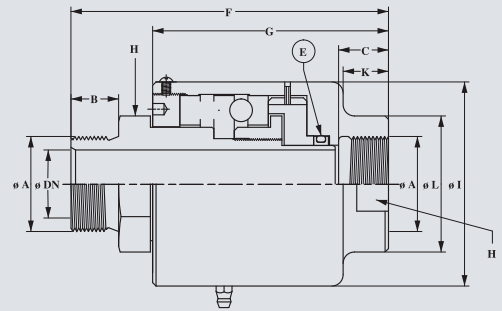
Stability At High Pressures

Equipped with a double acting thrust bearing and a bronze bushing. The bearing permits higher pressure, while the bushing increases the guide of the shaft to allow faster rotating speeds.

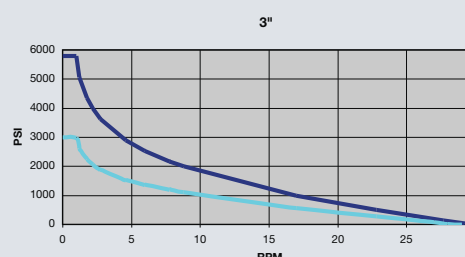
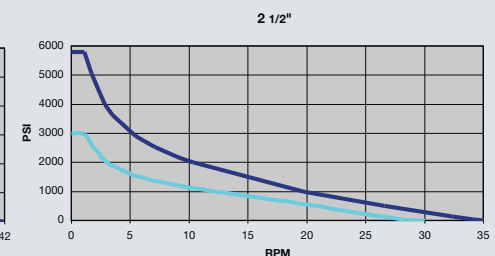
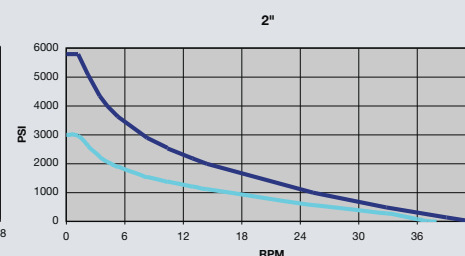
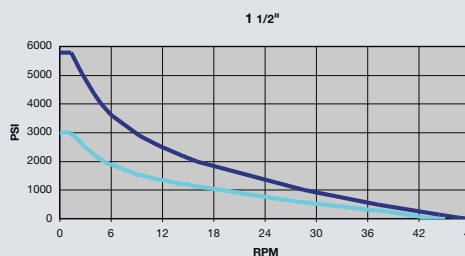
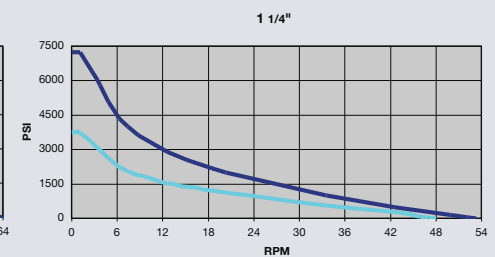
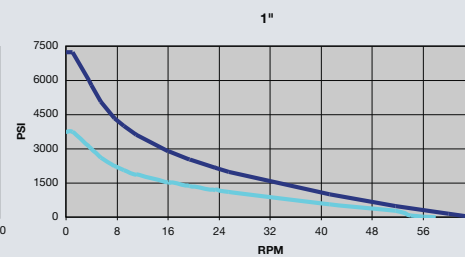
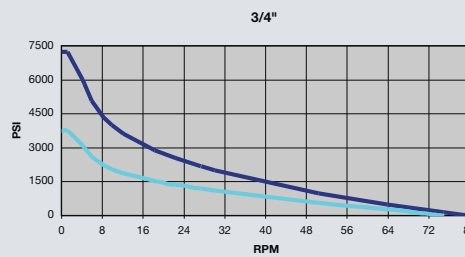
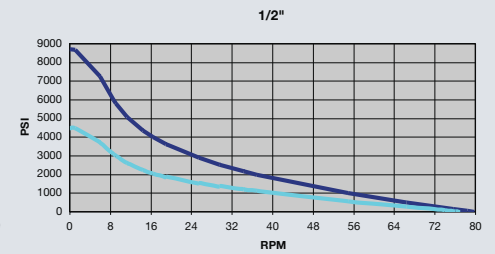
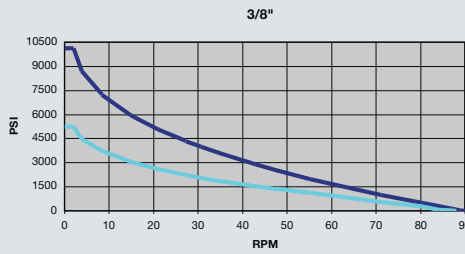
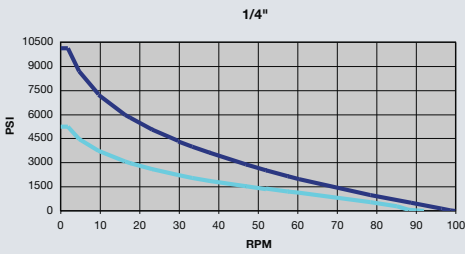
1900 SERIES SWIVEL			
	Shaft Thread (A)	Part Number	Description
PART NUMBERS	1/4	750798C	R1813SRDENPT
	3/8	750799C	R1817SRDENPT
	1/2	750800C	R1821SRDENPT
	3/4	750801C	R1827SRDENPT
	1	750802C	R1834SRDENPT
	1-1/4	750803C	R1842SRDENPT
	1-1/2	750804C	R1849SRDENPT
	2	750806C	R1860SRDENPT
	2-1/2	750807C	R1876SRDENPT
	3	750805C	R1890SRDENPT

MAX. OPERATING PRESSURE (psi)	
Shaft Thread (A)	Maximum Pressure (PSI)
1/4	10,150
3/8	10,150
1/2	8,700
3/4	7,250
1	7,250
1-1/4	7,250
1-1/2	5,800
2	5,800
2-1/2	5,800
3	5,800

1900 SERIES SWIVEL (in.)									
Shaft Thread (A)	B	C	DN	Overall Length (F)	G	Flats (H)	Overall Diameter (I)	K	L
1/4	3/8	7/16	1/4	3-5/8	2-15/16	13/16	1-15/16	5/8	15/16
3/8	7/16	9/16	3/8	4	3-1/8	1-1/4	2-1/8	1/2	1-7/16
1/2	9/16	5/8	1/2	4-1/8	3-1/8	1-1/4	2-1/8	5/8	1-3/8
3/4	5/8	9/16	3/4	4-3/4	3-1/2	1-5/16	2-1/2	3/4	1-1/2
1	3/4	3/4	13/16	5-1/4	4	2	3-5/16	3/4	2-1/8
1-1/4	13/16	13/16	1-1/8	5-1/2	4-1/8	2-1/8	3-1/2	3/4	2-3/8
1-1/2	13/16	13/16	1-7/16	6	4-5/8	2-3/8	4-1/16	1	2-5/8
2	1	1	1-5/8	6-7/16	4-7/8	2-5/8	4-1/2	1	2-15/16
2-1/2	1-1/16	1-1/8	2	7-1/2	5-3/4	4	6	1-1/8	4-1/4
3	1-1/8	1-1/4	2-1/2	8-1/4	6-7/16	4-3/4	6-13/16	1-1/8	5-1/8



Performance Charts



Standard Materials Stainless Steel