

# 1650 SERIES

## TWO PORT ROTARY UNION



### Operating Parameters

#### MEDIA

Water, Air, Hydraulic Fluid

#### PRESSURE\*

2,900 PSI

#### TEMPERATURE\*

250° F

#### SPEED\*

1,500 RPM

#### THREADS

- 1/4" to 1" NPT
- BSP & BSPP Available

#### MATERIAL

Nickel Plated Steel

Also available in all stainless steel with a hardened ceramic shaft for higher speed and longer life.

#### STANDARD NUMBER OF PORTS

Two Port Design

\* See Performance Charts For Details

## Features & Benefits

### Two Port Design

Features two circuits for use in a wide variety of applications.

### Corrosion Resistant

Nickel plated steel for corrosion resistance. Also available in all stainless steel and with a hardened ceramic shaft for higher speeds and longer life.

### Medium Speed & Medium Pressure Capable

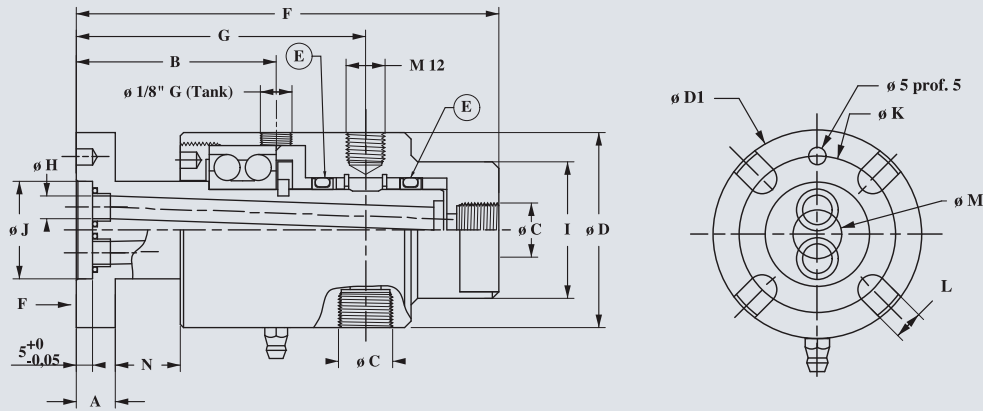
Offers the ability to use medium speed and pressure simultaneously.

### No Cross Contamination

Can be used with two dissimilar fluids. All circuits are individually sealed to eliminate cross contamination.

1650 SERIES TWO PORT ROTARY UNIONS									
PART NUMBERS	Nominal Pipe Size	Nickel Plated Steel				Stainless Steel			
		Nickel Plated Steel Shaft		Hardened Shaft		Nickel Plated Steel Shaft		Hardened Shaft	
		Part Number	Description	Part Number	Description	Part Number	Description	Part Number	Description
	1/4	760559C	F1619BKNPT	760592C	F1619BKCNP	760597C	F1619BINPT	760602C	F1619BICNPT
	3/8	760560C	F1683BKNPT	760593C	F1683BKCNP	760598C	F1683BINPT	760603C	F1683BICNPT
	1/2	760561C	F1644BK1/2NPT	760594C	F1644BKC1/2NPT	760599C	F1644BI1/2NPT	760604C	F1644BIC1/2NPT
	3/4	760562C	F1644BK3/4NPT	760595C	F1644BKC3/4NPT	760600C	F1644BI3/4NPT	760605C	F1644BIC3/4NPT
	1	760563C	F1760BKNPT	760596C	F1760BKCNP	760601C	F1760BINPT	760606C	F1760BICNPT

\* 2 seals per joint

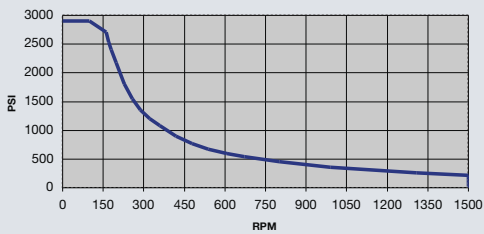


1650 SERIES TWO PORT ROTARY UNIONS (in.)															
DIMENSIONS	Nominal Pipe Size	A	B	NPT C	D	E*	F	G	H	I	Flats on (I) Diameter	J	K	L	M
		1/4	.47	1.73	1/4	1.96	GR15	3.85	2.55	.11	1.18	.94	.78	1.37	.33
	3/8	.47	2.42	3/8	2.36	GR25	5.11	3.5	.27	1.65	1.49	1.18	1.77	.33	.55
	1/2	.47	2.63	1/2	3.14	GR35	6.49	3.85	.47	1.96	1.77	1.77	2.55	.33	.82
	3/4	.47	2.63	3/4	3.14	GR35	5.70	3.85	.47	1.96	1.77	1.77	2.55	.33	.82
	1	.59	3.79	1	3.54	GR50	8.26	5.51	.70	2.36	1.96	2.36	3.14	.43	1.14

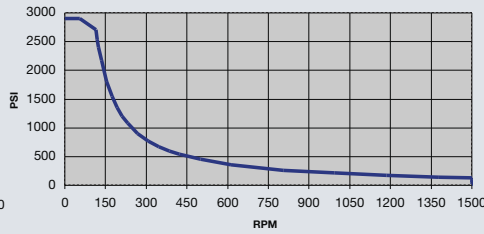
\* 2 seals per joint

## Performance Charts

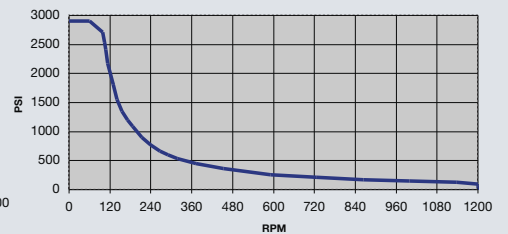
2 x 1/4"



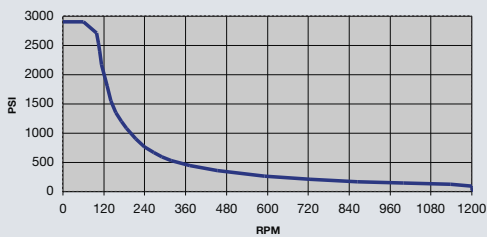
2 x 3/8"



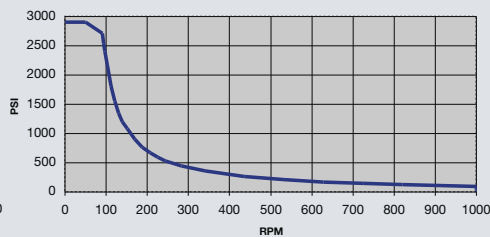
2 x 1/2"



2 x 3/4"



2 x 1"



Performance charts are for oil, grease or similar lubricating media. For media such as water or air, reduce the maximum recommended speed as follows:

**For Water: Multiply speed by 0.67**

**For Air: Multiply speed by 0.33**

Where maximum recommended speeds are found on the horizontal axis.

Standard Materials